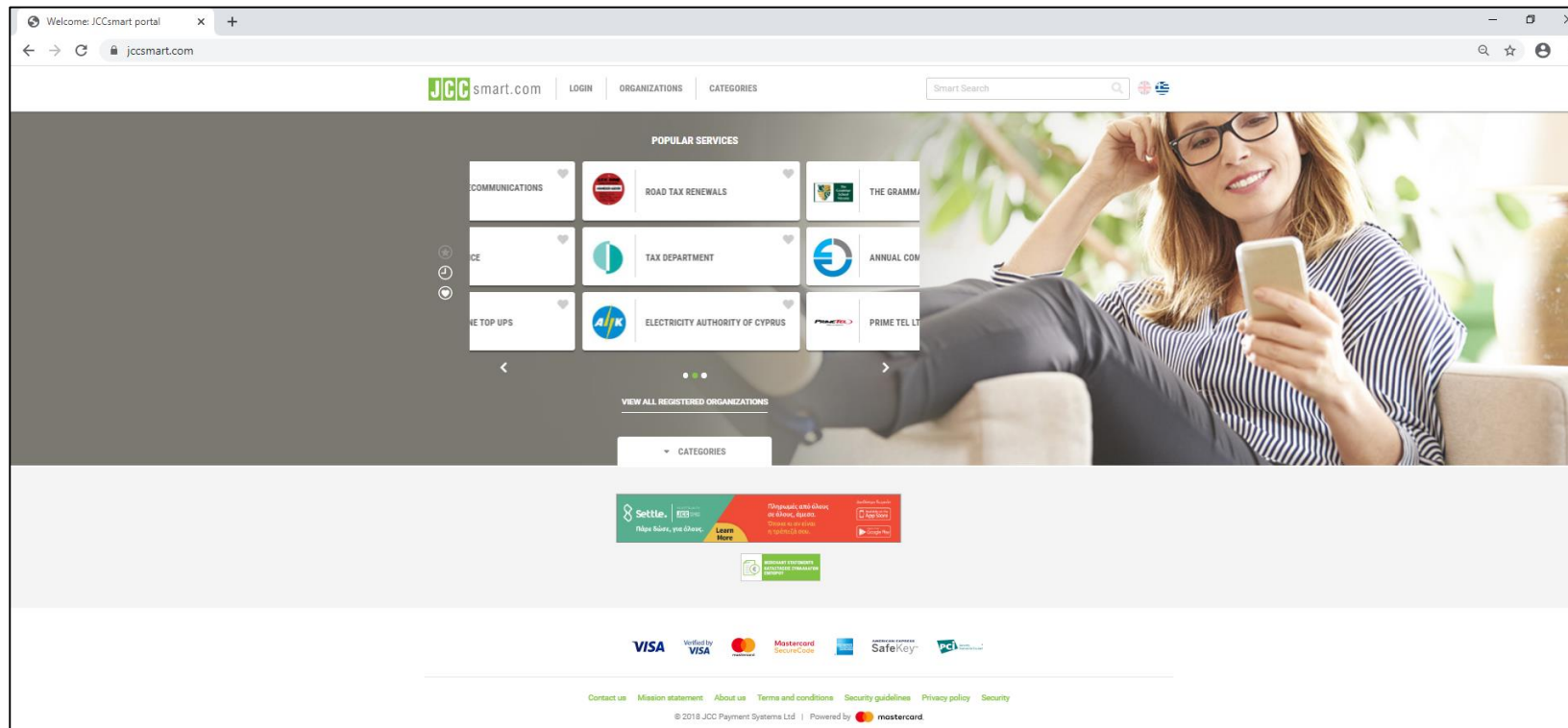




# DPWL: Bill Payment Process via JCCSmart

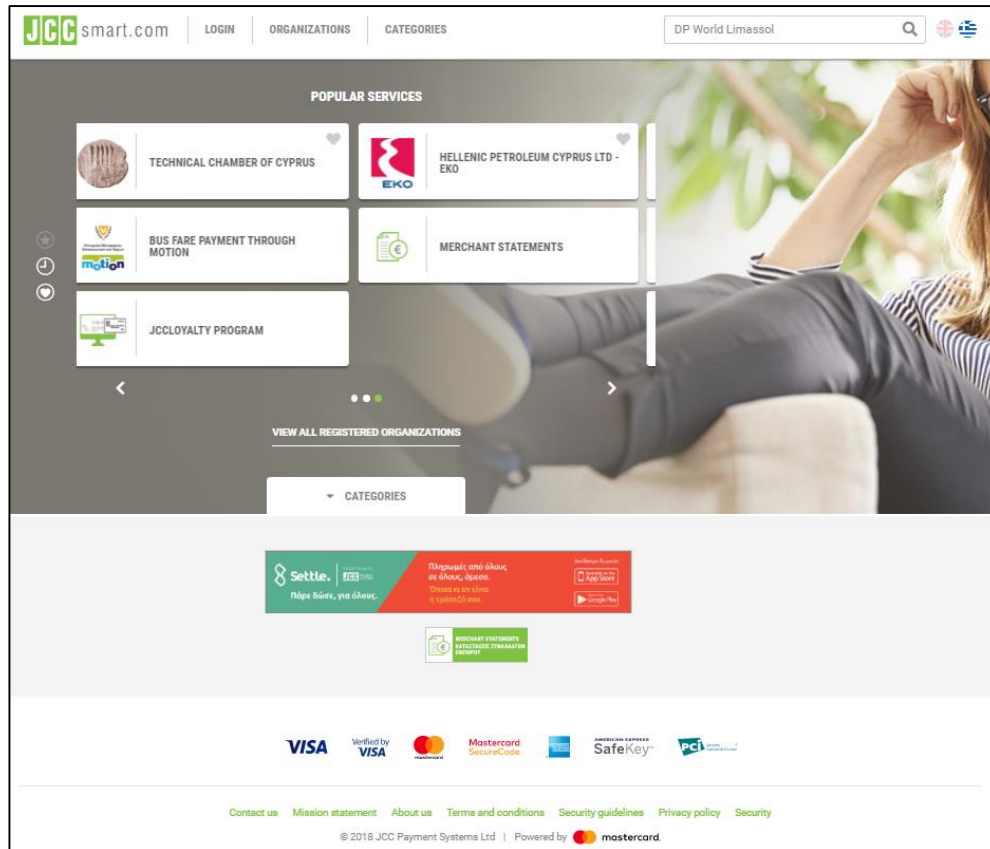
# Bill payment process via JCCSmart

Step 1: Please visit the website: [www.jccsmart.com](http://www.jccsmart.com) as it is shown below:



# Bill payment process via JCCSmart

Step 2: On Homepage, please type "DP World Limassol" in the Search field located on the right top corner and click search as it is shown below:



# Bill payment process via JCCSmart

Step 3: Please click the DP World Limassol record as it is shown below:

The screenshot shows the JCC smart.com website interface. At the top left, the logo 'JCC smart.com' is displayed, followed by navigation links for 'LOGIN', 'ORGANIZATIONS', and 'CATEGORIES'. A search bar labeled 'Smart Search' is located on the right, with flags for the United Kingdom and the United States. Below the navigation, a message reads 'The search results 'DP World Limassol''. A search result card is shown, featuring the DP World Limassol logo and the text 'DP WORLD LIMASSOL' with a heart icon. The footer contains logos for VISA, Verified by VISA, Mastercard, Mastercard SecureCode, American Express, SafeKey, and PCI Security Standards Council. Below the logos, there are links for 'Contact us', 'Mission statement', 'About us', 'Terms and conditions', 'Security guidelines', 'Privacy policy', and 'Security'. At the bottom, it states '© 2018 JCC Payment Systems Ltd | Powered by Mastercard'.

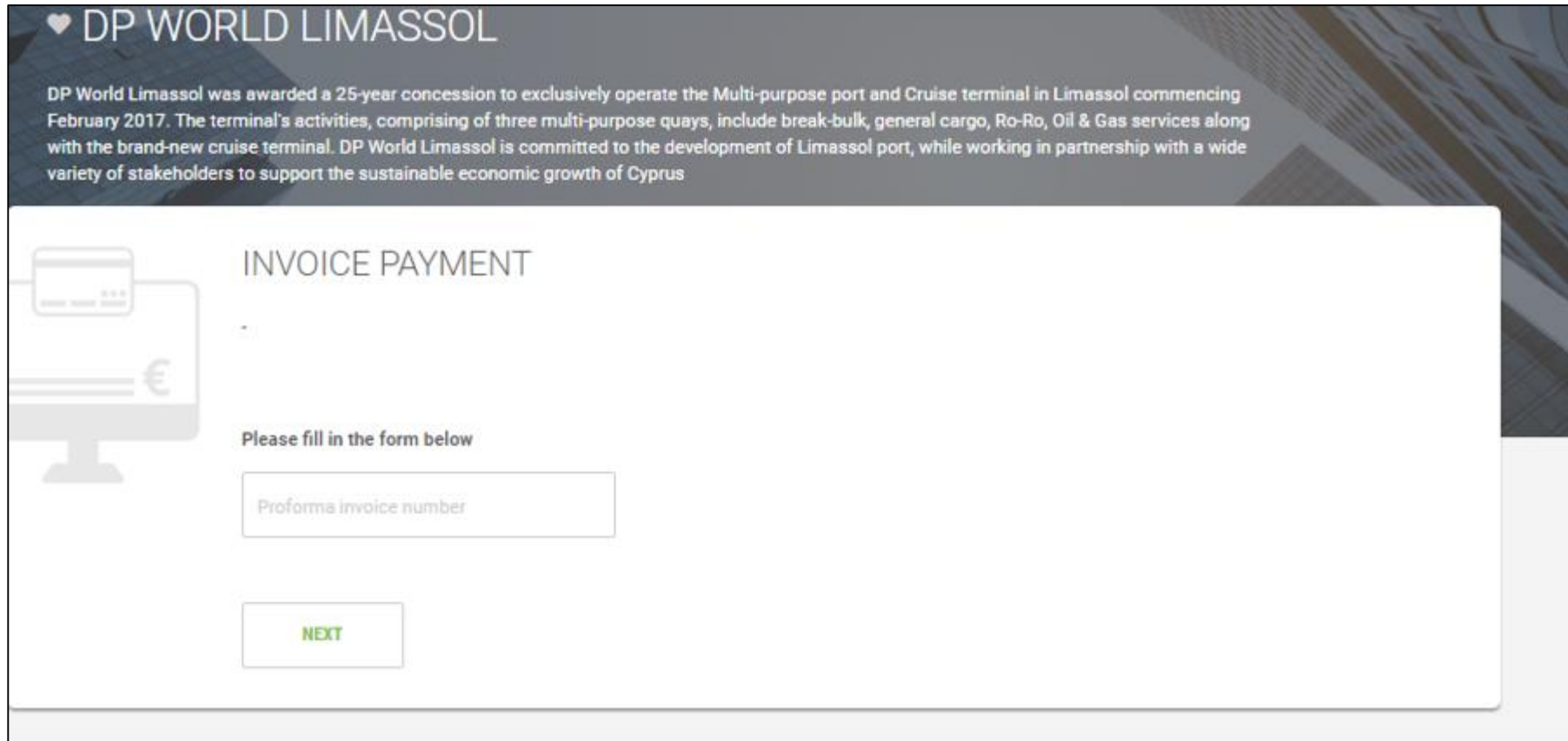
# Bill payment process via JCCSmart

Step 4: Please click on "BILL PAYMENT" as it is shown below:

The screenshot shows the JCC smart.com website interface. At the top, there is a navigation bar with 'LOGIN', 'ORGANIZATIONS', and 'CATEGORIES' links, and a 'Smart Search' input field. The main content area features the DP World Limassol logo and a 'DP WORLD LIMASSOL' heading. Below this, a category is listed as 'PRIVATE AND OTHER COMPANIES'. A paragraph of text describes the port's operations. To the right, 'Contact details' are provided, including the address 'LIMASSOL PORT 3301 LIMASSOL', email 'billing.dpwl@dpworld.com', and phone number '25858712/25858714'. A modal window titled 'INVOICE PAYMENT' is overlaid on the page, containing a 'BILL PAYMENT' button. The footer includes logos for VISA, Mastercard, American Express, and PCI, along with a copyright notice for JCC Payment Systems Ltd and a 'Powered by mastercard' logo.

## Bill payment process via JCCSmart

Step 5: Please fill in the number of the Proforma Invoice you desire to settle as given from DP World Limassol's Finance Department and press "NEXT" as it is shown below:

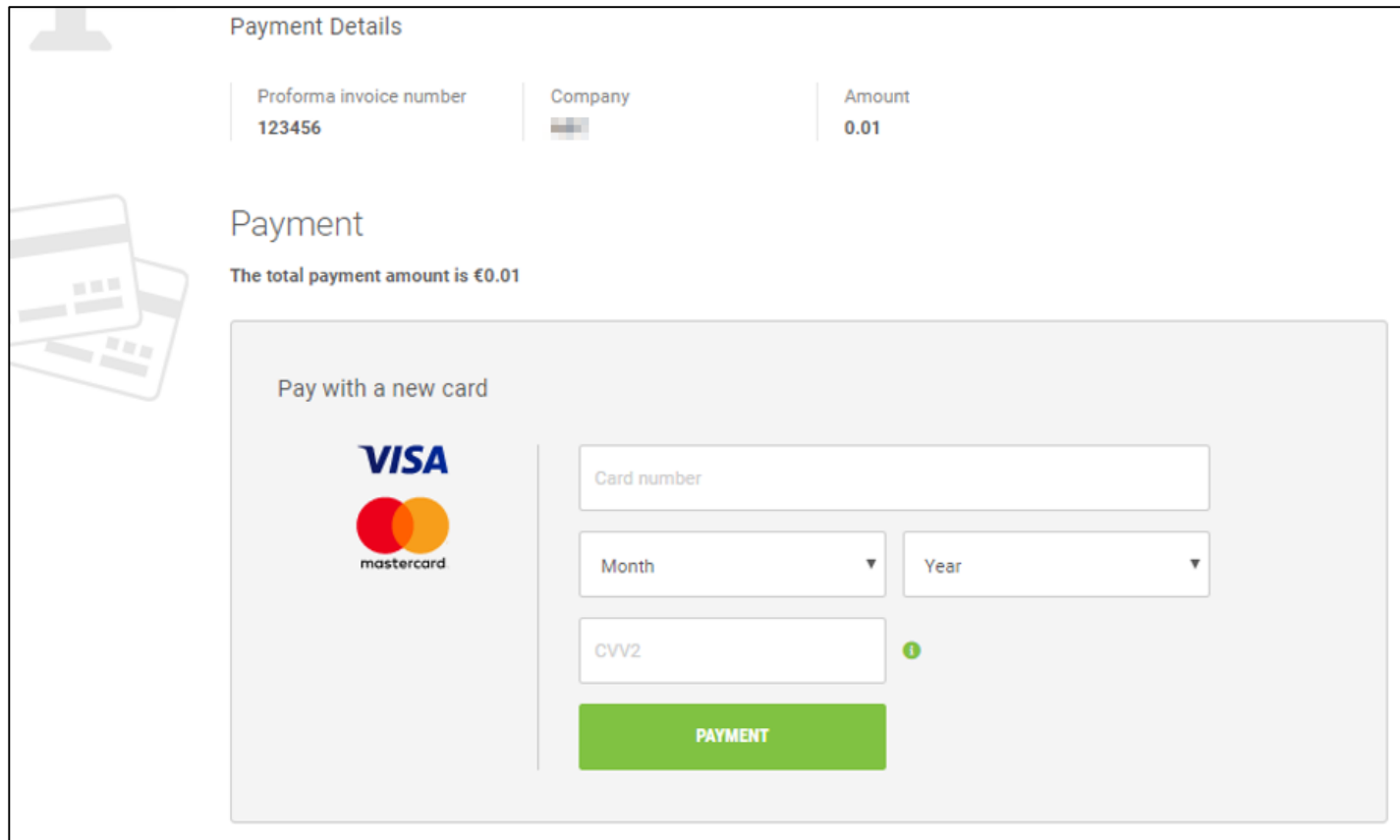


The screenshot shows a web interface for DP World Limassol. At the top left, there is a heart icon followed by the text "DP WORLD LIMASSOL". Below this, a paragraph of text describes the port's operations: "DP World Limassol was awarded a 25-year concession to exclusively operate the Multi-purpose port and Cruise terminal in Limassol commencing February 2017. The terminal's activities, comprising of three multi-purpose quays, include break-bulk, general cargo, Ro-Ro, Oil & Gas services along with the brand-new cruise terminal. DP World Limassol is committed to the development of Limassol port, while working in partnership with a wide variety of stakeholders to support the sustainable economic growth of Cyprus".

The main content area is titled "INVOICE PAYMENT" and features a computer monitor icon with a Euro symbol (€) on the left. Below the title, the text "Please fill in the form below" is displayed. There is a text input field labeled "Proforma invoice number". At the bottom of the form, there is a green button labeled "NEXT".

# Bill payment process via JCCSmart

Step 6: Please enter your Credit/Debit Card details and press "PAYMENT" as it is shown below:



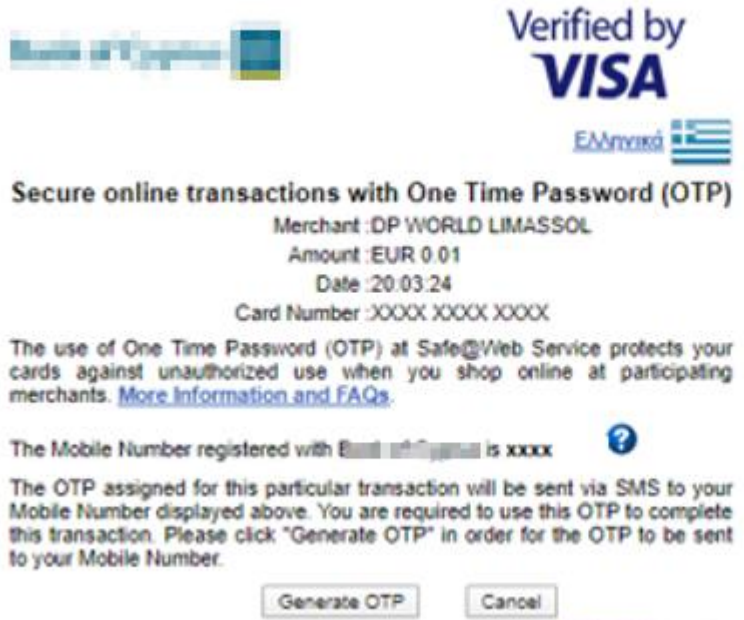
The screenshot displays a payment interface with the following elements:

- Payment Details:**
  - Proforma invoice number: 123456
  - Company: [Redacted]
  - Amount: 0.01
- Payment:**
  - The total payment amount is €0.01
  - Pay with a new card:**
    - Logos for VISA and mastercard.
    - Card number input field.
    - Month and Year dropdown menus.
    - CVV2 input field with an information icon.
    - A green **PAYMENT** button.

## Bill payment process via JCCSmart

Step 7: Please click on “Generate OTP” and type the one time password you will receive on your mobile via SMS as it is shown below:

**Do not close or refresh the page or use the back button of your browser until the transaction is completed**



Secure online transactions with One Time Password (OTP)

Merchant : DP WORLD LIMASSOL  
Amount : EUR 0.01  
Date : 20.03.24  
Card Number : XXXX XXXX XXXX

The use of One Time Password (OTP) at Safe@Web Service protects your cards against unauthorized use when you shop online at participating merchants. [More Information and FAQs](#).

The Mobile Number registered with [redacted] is xxxxx

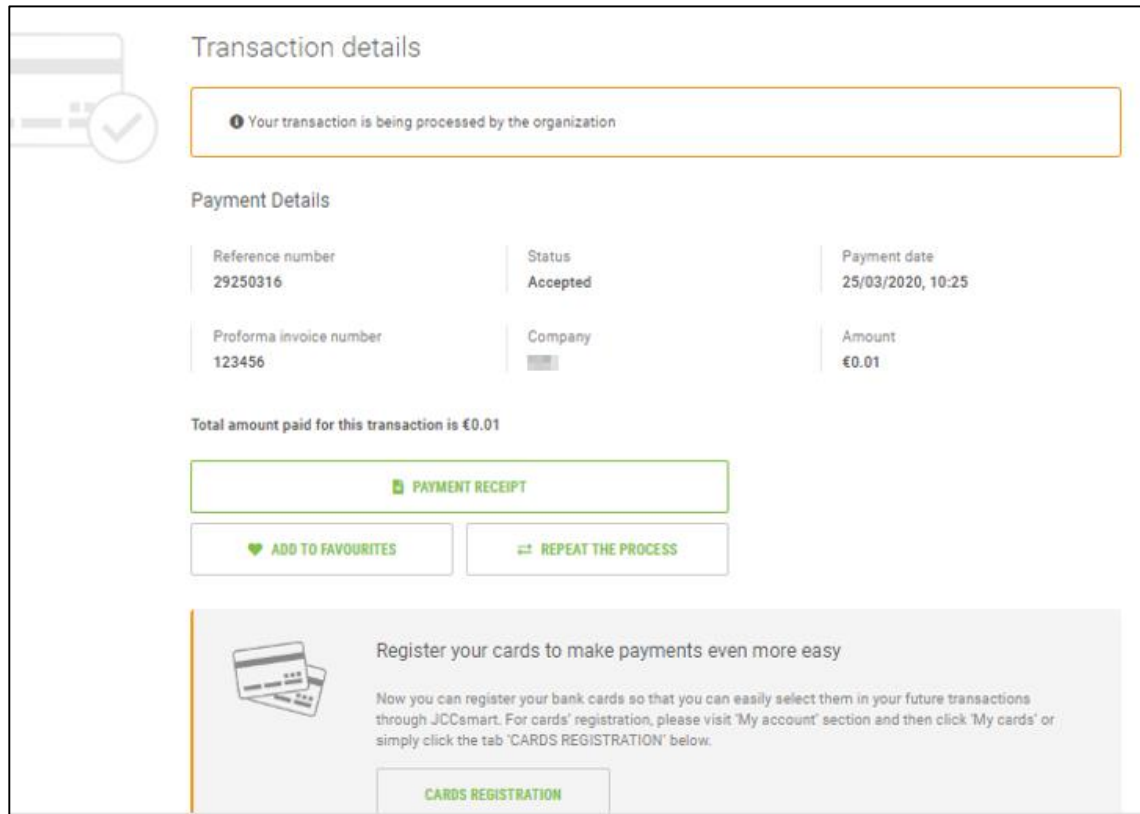
The OTP assigned for this particular transaction will be sent via SMS to your Mobile Number displayed above. You are required to use this OTP to complete this transaction. Please click "Generate OTP" in order for the OTP to be sent to your Mobile Number.

powered by **JCC** PAYMENT SYSTEMS



# Bill payment process via JCCSmart

Step 8: Finally, please press the button "PAYMENT RECEIPT" in case you desire to obtain a receipt for internal use. As soon as the Finance department receives the payment notification the final invoice will be issued.



The screenshot displays the 'Transaction details' section of the JCCSmart interface. At the top left, there is a navigation menu with a checkmark icon. The main content area is titled 'Transaction details' and contains a message box stating 'Your transaction is being processed by the organization'. Below this, the 'Payment Details' section is presented in a table format:

|                                   |                       |                                   |
|-----------------------------------|-----------------------|-----------------------------------|
| Reference number<br>29250316      | Status<br>Accepted    | Payment date<br>25/03/2020, 10:25 |
| Proforma invoice number<br>123456 | Company<br>[REDACTED] | Amount<br>€0.01                   |

Below the table, it states 'Total amount paid for this transaction is €0.01'. A prominent green button labeled 'PAYMENT RECEIPT' is highlighted with a green border. Below it are two smaller buttons: 'ADD TO FAVOURITES' and 'REPEAT THE PROCESS'. At the bottom, there is a promotional banner for card registration with an icon of a credit card and a 'CARDS REGISTRATION' button.



# THANK YOU FOR YOUR COOPERATION

Creating the Future, **Now.**

**Finance Department**

DP World Limassol, Limassol Port

+357 95955064

[billing.dpwl@dpworld.com](mailto:billing.dpwl@dpworld.com)

**March, 2020**