




# DISCOVER OUR NETWORK

DP WORLD INTERMODAL





**DP WORLD**

## OUR VISION

### TO LEAD THE FUTURE OF WORLD TRADE

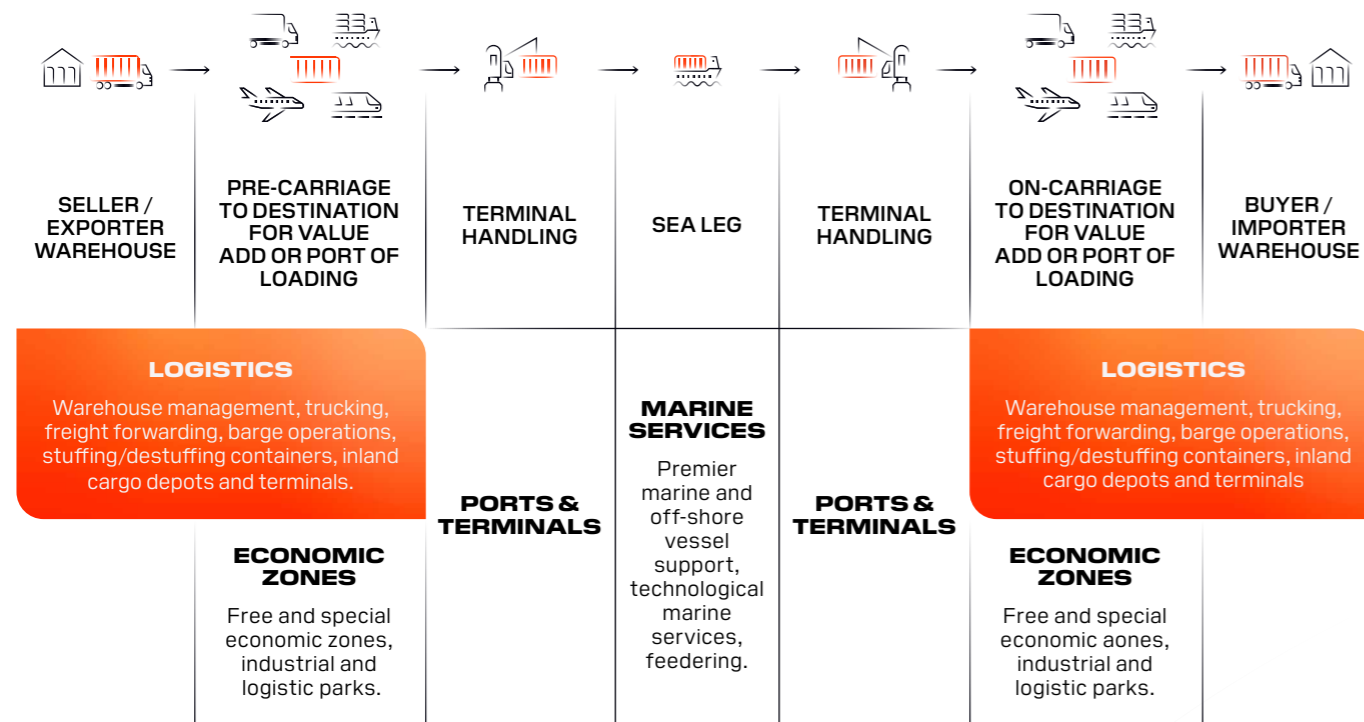
By leveraging our portfolio of world-class infrastructure, strengthening global supply chains and generating sustainable economic growth.

## OUR PURPOSE

### WE MAKE TRADE FLOW TO CHANGE WHAT'S POSSIBLE FOR EVERYONE

We're on a mission to reimagine the global supply chain. And make the flow of trade smarter, faster and more sustainable. By building better ways to bring goods to more people, we can all thrive in ways we never thought possible. DP World is your expert partner for this throughout Europe and beyond.

### WE PROVIDE END TO END SUPPLY CHAIN SOLUTIONS FOR CARGO OWNERS



#### TECHNOLOGY LED SOLUTIONS TO REDUCE INEFFICIENCIES ACROSS THE SUPPLY CHAIN

Visibility and transparency, automated planning, digital rates, instant access and control, trade finance and insurance, enterprise IT solutions and systems, B2B e-commerce.

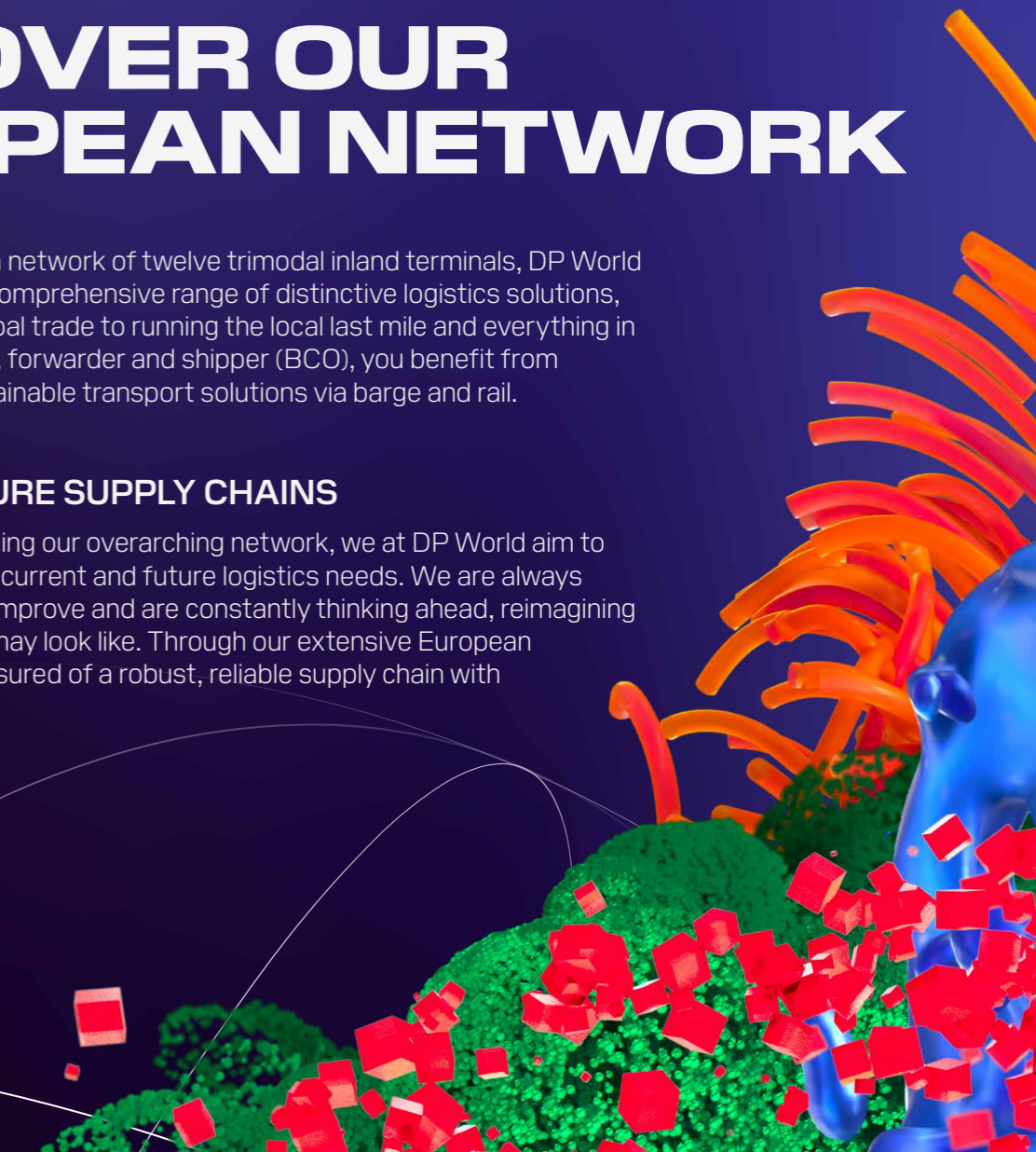


# DISCOVER OUR EUROPEAN NETWORK

Via a far-reaching European network of twelve trimodal inland terminals, DP World provides you with a highly comprehensive range of distinctive logistics solutions, from connecting you to global trade to running the local last mile and everything in between. As a shipping line, forwarder and shipper (BCO), you benefit from numerous reliable and sustainable transport solutions via barge and rail.

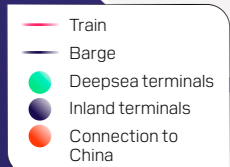
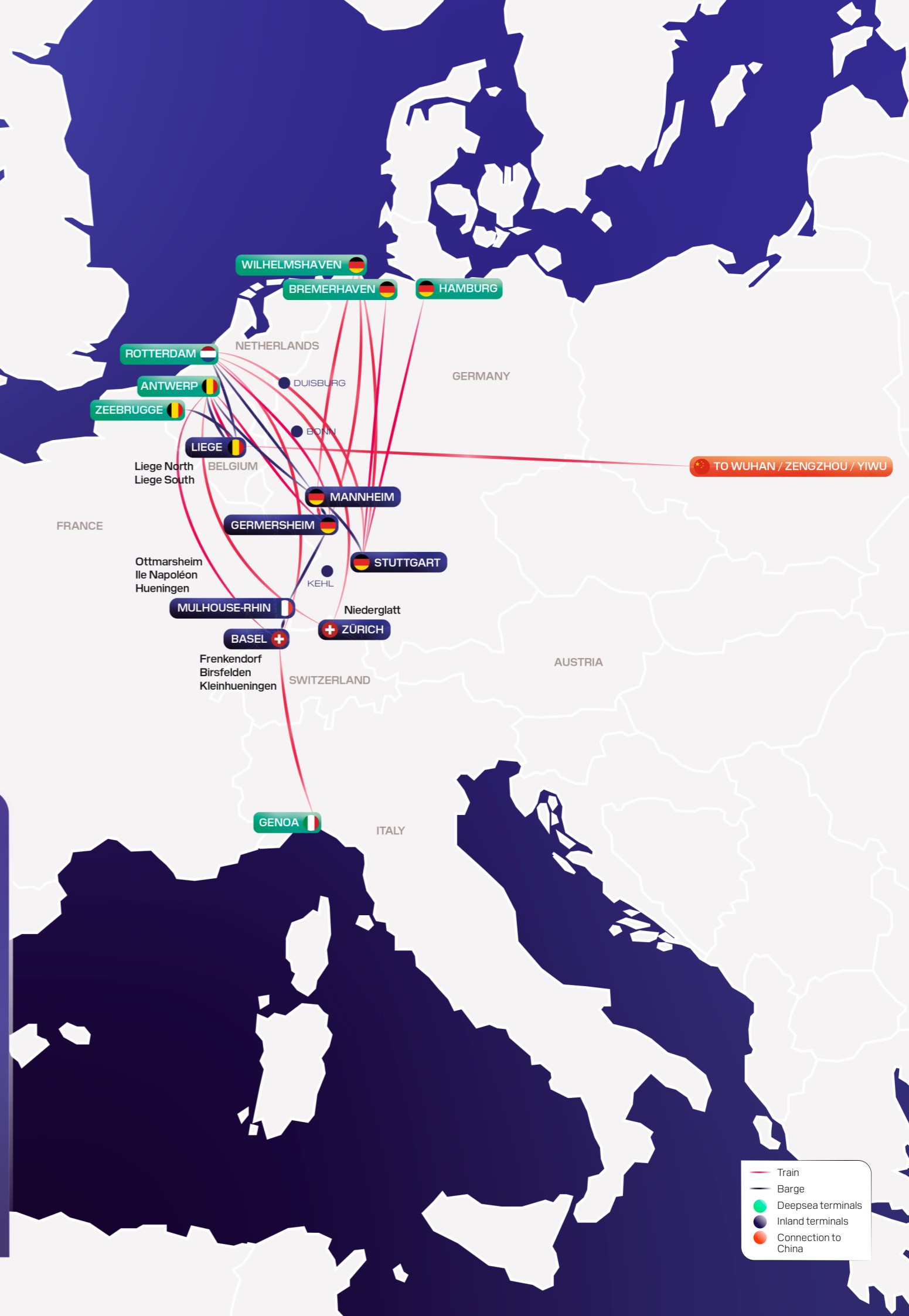
### REIMAGINING FUTURE SUPPLY CHAINS

By continuously strengthening our overarching network, we at DP World aim to optimally anticipate all your current and future logistics needs. We are always searching for new ways to improve and are constantly thinking ahead, reimagining what future supply chains may look like. Through our extensive European network, you are always assured of a robust, reliable supply chain with a reduced carbon footprint.



# OPTIMALLY CONNECTED

OUR INLAND NETWORK OFFERS YOU OPTIMAL ACCESS TO EUROPE AND BEYOND





## STRENGTHENING OUR CUSTOMERS' BUSINESS

Our European inland network is fully dedicated to further strengthening your business. On top of the numerous individual services provided by each of our twelve trimodal inland terminals, DP World is geared to providing you with optimum added value. Together with partners, we facilitate your trade flows throughout Europe and across the globe through numerous smart logistics solutions. DP World allows you to reliably and sustainably organise all your European transport needs.

### OUTSTANDING CONNECTIONS

With over 60 weekly barge services and more than 100 rail connections, our twelve trimodal inland terminals offer outstanding connections to the major European ports like Rotterdam, Antwerp, Hamburg and Bremerhaven. To this end, we operate our own modern inland shipping fleet, which we combine with long-term charters and transport agreements with other operators. This allows us to always meet your transport requirements.


The same applies to rail transport, in which we operate our trains in conjunction with leading railway operators. Rail connections to Asia are also available. Of course, we offer truck transport as well, both for long distances and for your pre-transport and post-transport needs.




## STRATEGICALLY LOCATED INLAND TERMINALS


Our twelve trimodal inland terminals are strategically located in key economic centres throughout Germany, Switzerland, Belgium and France. Some of our terminals are fully owned by DP World, while others are operated in partnership with Swissterminal and DP World Liège Container Terminals SA.

It is precisely because of our intensive collaboration with partners that our network can offer you 24/7 high-frequency trimodal connections as well as a comprehensive range of additional services.



Over  **60**  
weekly barge  
services

Over  **100**  
rail connections

 **24/7**  
high frequency  
trimodal connections

We also provide services that range from depot services, reefer services, dangerous goods storage, weighing and stuffing and stripping to first and last mile transport. See our service overview further on.

# GERMERSHEIM GERMANY

## TRIMODAL HUB IN SOUTHWEST GERMANY

As the largest trimodal terminal in our inland network in Europe, our facility in Germersheim is a gateway to southwest Germany. Our terminal is located directly on the river Rhine and has its own on-site rail facilities. The direct barge and rail services available are frequent, reliable, and can sustainably connect you to and from the ports of Rotterdam and Antwerp. To boost the efficiency of transport even further, our trimodal terminal also serves as a hub for combining container volumes to and from terminals further along the rivers Neckar and Rhine.



**SURFACE AREA**  
142,058 m<sup>2</sup>

**REEFER CONNECTIONS**  
240

**TRACKS**  
3 tracks, total length AGL: 1,296 m

**STORAGE CAPACITY**  
9,106 TEU

**QUAY LENGTH**  
466 m

**TRANSPORT CONNECTIONS**  
**Rail:** Rotterdam and Antwerp.  
**Barge:** Rotterdam, Antwerp and terminals along the river Rhine.  
Local trucking / trucking inland terminal - deepsea terminal.  
Other connections on request.

### VALUE ADDED SERVICES

Stuffing, stripping, lashing, packing, liner bag, SOLAS, trucking services, reefer services, project cargo, customs formalities, DGR storage and reefer storage. Other services on request.

# MANNHEIM GERMANY

## TRIMODAL HUB AT THE CROSSROAD OF THE RIVERS RHINE AND NECKAR

Our facility in Mannheim is a trimodal inland terminal, right in the city center of Mannheim, where the rivers Neckar and Rhine converge. From this vast industrial powerhouse in the Rhine-Neckar area, we offer direct barge connections to and from the ports of Antwerp and Rotterdam.



**SURFACE AREA**  
10,209 m<sup>2</sup>

**REEFER CONNECTIONS**  
6

**TRACKS**  
2 tracks, total length AGL: 500 m

**STORAGE CAPACITY**  
1,374 TEU

**QUAY LENGTH**  
280 m

**TRANSPORT CONNECTIONS**  
**Rail:** Hamburg, Bremerhaven, Rotterdam.  
**Barge:** Rotterdam, Antwerp and terminals along the rivers Rhine and Neckar.  
Local trucking / trucking inland terminal - deepsea terminal.  
Other connections on request.

### VALUE ADDED SERVICES

Construction site delivery, stuffing, stripping, lashing, packing, liner bag, SOLAS, trucking services, reefer services, project cargo and customs formalities. Other services on request.

# STUTT GART GERMANY

## ONLY TRIMODAL TERMINAL IN THE STUTT GART AREA

From the heart of one of German's main industrial areas, we provide excellent rail connections with the ports of Hamburg, Bremerhaven and Rotterdam. What's more, daily barge connections assure the most efficient waterborne transport to and from the ports of Antwerp and Rotterdam.

With an eye to a sustainable future, we are planning on investing 35 million euros in further expanding of the capacity of our facility in Stuttgart in the coming years.




# LIÈGE BELGIUM

## TRIMODAL HUB IN THE EAST OF BELGIUM

Liège Container Terminal is the only trimodal inland terminal in Wallonia, right in the corridor between the ports of Antwerp, Rotterdam and Zeebrugge and the main economic centres of Eastern Belgium, Luxembourg, Northern France, and Western Germany.

Two separate terminal sites offer unique access by water, without any low water constraints. In addition to regular barge connections to and from the ports of Antwerp and Rotterdam, Liège Container Terminal has its own rail facilities, amongst other things for efficiently handling trains hailing from and bound to China.



**SURFACE AREA**  
80,433 m<sup>2</sup>

**REEFER CONNECTIONS**  
6

**TRACKS**  
2 tracks, total length AGL: 1,480 m

**STORAGE CAPACITY**  
6,179 TEU

**QUAY LENGTH**  
760 m

**TRANSPORT CONNECTIONS**  
**Rail:** Hamburg, Bremerhaven, Rotterdam.  
**Barge:** Rotterdam, Antwerp and terminals along the river Rhine.  
Local trucking / trucking inland terminal - deepsea terminal.  
Other connections on request.

### VALUE ADDED SERVICES

Stuffing, stripping, lashing, packing, liner bag, SOLAS, trucking services, reefer services, project cargo and customs formalities. Other services on request.

### LCT SOUTH - RENORY

260 m quay length  
2 reach stackers  
1 container portal crane  
4 barges  
17 reefer plugs  
160,000 TEU annual capacity  
2 rail tracks of 600 m  
Surface area 40,000 m<sup>2</sup>

### LCT NORTH TRILOGIPOINT

500 m quay length  
4 reach stackers  
1 mobile crane and 1 container portal crane (expected 2025/2026)  
6 barges  
24 reefer plugs (to be extended)  
400,000 TEU annual capacity  
Fumigation zone  
2 rail tracks of 600 m  
Surface area 150,000 m<sup>2</sup>

### TRANSPORT CONNECTIONS

Antwerp and Rotterdam by barge, China by train. Other connections on request.

### VALUE ADDED SERVICES

SOLAS, last mile trucking, project cargoes, stuffing and stripping, liner bags, customs formalities, extended gate facilities, fumigation, open depot. Water and rail connected. Other services on request.

# BASEL-KLEINHÜNINGEN SWITZERLAND

## THE BARGE GATEWAY TO SWITZERLAND

Our inland terminal Basel-Kleinhüningen is well connected with Europe's largest container ports by barge. Strategically located in the Northwest of Switzerland, the terminal is also ideal for serving neighbouring countries France and Germany. Furthermore, the terminal has its own facilities for rail transport in all directions and also offers numerous additional terminal services. Maintenance and repair of dry, reefer and tank containers, depot services, container disinfection, reefer services (including PTI) and pre-transport and post-transport using our own trucks.




# BASEL-BIRSFELDEN SWITZERLAND

## TRIMODAL INLAND TERMINAL AND REEFER CENTRE

Just outside the city limits of Basel, the inland terminal Basel-Birsfelden is optimally positioned on the river Rhine for transport by barge. The terminal also has 4 rail tracks. As part of our inland network, Basel-Birsfelden reliably and sustainably connects you with Rotterdam and Antwerp.

Basel-Birsfelden offers all conceivable additional terminal services, including a separate reefer centre to take care of your perishable cargo in the best possible way. For optimum reliability, first mile collection and last mile distribution are offered using our own trucks.



**SURFACE AREA**  
12,000 m<sup>2</sup>

**REEFER CONNECTIONS**  
36

**TRANSPORT CONNECTIONS**  
Motorway A2  
Rail connection  
Water access: river Rhine.

**STORAGE CAPACITY**  
1,700 TEU

**TRACKS**  
3 tracks, total length AGL: 420 m

**SURFACE AREA**  
15,600 m<sup>2</sup>

**REEFER CONNECTIONS**  
36

**TRANSPORT CONNECTIONS**  
Motorway A2  
Rail connection  
Water access: river Rhine.

**STORAGE CAPACITY**  
2,000 TEU

**TRACKS**  
4 tracks, total length AGL: 560 m

# BASEL-FRENKENDORF SWITZERLAND

## THE RAIL GATEWAY TO SWITZERLAND

Basel-Frenkendorf is the largest privately operated rail terminal in Switzerland. Directly located on the European North-South corridor, it offers excellent connections in both directions.

Our extensive terminal services include maintenance and repair of dry, reefer and tank containers, depot services, container disinfection, reefer services (including PTI), warehousing and stripping and stuffing. We also provide just-in-time first mile collection and last mile distribution using our own trucks.



# ZÜRICH-NIEDERGLATT SWITZERLAND

## CONNECTING THE HEART OF EUROPE TO ALL THE MAJOR PORTS

Located just outside the city, Zurich-Niederglatt offers direct rail connections to and from the ports of Rotterdam and Antwerp. Via the gateway in Neuss, Zürich-Niederglatt it is also reliably and efficiently connected with the other main seaports in Europe.

Using our own trucks, we provide first mile collection and last mile distribution in the greater Zurich region as well as in adjacent regions in Germany and Austria. Our additional terminal services include storage, reefer services and container disinfection.



**SURFACE AREA**  
45,000 m<sup>2</sup>

**HANDLING WITH GANTRY CRANE**  
34 t

**TRACKS**  
4 tracks, total length AGL: 1,600 m

**STORAGE CAPACITY**  
5,000 TEU

**REEFER CONNECTIONS**  
36

**TRANSPORT CONNECTIONS**  
Motorways A2/A3  
Rail connection: inland terminal - deepsea terminal.

**SURFACE AREA**  
34,000 m<sup>2</sup>

**REEFER CONNECTIONS**  
12

**TRANSPORT CONNECTIONS**  
Motorways A1/A51  
Rail connection


**STORAGE CAPACITY**  
4,000 TEU

**TRACKS**  
4 tracks, total length AGL: 1,100 m

# ILE NAPOLÉON FRANCE

## BULK AND BREAKBULK HUB IN NORTHEASTERN FRANCE

With 1.8 km of quay space right on the Rhine-Rhône Canal, the Ile Napoléon inland terminal is fully equipped to handle bulk and breakbulk cargo. Just outside the Mulhouse city limits, Ile Napoléon acts as a dedicated hub for both imports and exports in northeastern France, with plenty of options for both covered and outdoor storage.



**BERTH LENGTH**  
1,300 m

**CRANES**  
2 excavator cranes for bulk

**TRANSPORT CONNECTIONS**  
Motorway A35  
Water access: river Rhine and Rhine-Rhône canal.

**STORAGE**  
17,500 m<sup>2</sup> outdoor storage

**WAREHOUSES**  
1x 7,000 m<sup>2</sup>  
1x 3,600 m<sup>2</sup>

# OTTMARSHEIM FRANCE

## AT THE HEART OF A LEADING ECONOMIC TRI-BORDER CENTRE

In the tri-border region of France, Switzerland, and Germany, Ottmarsheim is positioned directly on the river Rhine. Frequent rail and barge services connect directly with the ports of Rotterdam and Antwerp. What's more, our inland terminal offers excellent onward connections via road and rail between Ottmarsheim and various destinations across France, Switzerland, and Germany. In addition to containers, our Ottmarsheim inland terminal is also well-equipped to handle bulk, breakbulk and project cargo.

Ottmarsheim offers all the container depot services as well as extensive options for storage and warehousing of all types of cargo.



**SURFACE AREA**  
175,000 m<sup>2</sup>

**REEFER CONNECTIONS**  
12

**TOTAL LENGTH**  
1,440 m (2 tracks on the terminal)

**STORAGE CAPACITY**  
6,500 TEU (container) 3,000 m<sup>2</sup> outdoor storage (bulk/breakbulk/project cargo)

**WAREHOUSES**  
1x 4,000 m<sup>2</sup>

**CRANES**  
1 excavator crane for bulk (up to 50 tons)  
1 crane for project cargo, 2 container gantry cranes

**TRANSPORT CONNECTIONS**  
Motorway A36 (France)/A5 (Germany), rail connection. Water access: river Rhine.

# HUNINGUE FRANCE

## TRIMODAL TERMINAL ON THE BORDER TRIANGLE OF FRANCE, GERMANY AND SWITZERLAND

Our trimodal inland terminal Huningue-Village-Neuf is strategically located on the river Rhine, right in the border triangle of France, Germany (Weil am Rhein) and Switzerland (Basel). Our terminal offers everything you need for both handling bulk and (in the future) containers. To this end, our terminal offers plenty of space for both covered and outdoor storage. What's more, we have excellent connections with the major European ports, both by barge and by rail.




**BERTH LENGTH**  
520 m

**CRANES**  
2 excavator cranes for bulk

**TRANSPORT CONNECTIONS**  
Motorway A35 (France)/A5 (Germany), rail connection. Water access: river Rhine.

**STORAGE**  
125,000 m<sup>2</sup> outdoor storage

**WAREHOUSES**  
1x 6,000 m<sup>2</sup>



# ALL THE SERVICES AT OUR INLAND TERMINALS

COUNTRY	Germany	Germany	Germany	Switzerland	Switzerland	Switzerland	Switzerland	France	France	France	Belgium
TERMINAL NAME	Germersheim	Stuttgart	Mannheim	Basel-Kleinhüningen	Basel-Frenkendorf	Basel-Birsfelden	Zürich-Niederglatt	Ottmarsheim	Ile Napoléon	Huningue	Liege
CONTAINERS	✓	✓	✓	✓	✓	✓	✓	✓	✗	✗	✓
NON-CONTAINER CARGO											
DRY BULK	✗	✗	✗	✗	✗	✗	✗	✓	✓	✓	✗
BREAK BULK	✓	✓	✓	✗	✗	✗	✗	✓	✗	✓	✓
RO-RO	✗	✗	✗	✗	✗	✗	✗	✗	✗	✗	✗
INTERMODAL											
TRUCK	✓	✓	✓	✓	✓	✓	✓	✓	✓	✓	✓
RAIL	✓	✓	✓	✓	✓	✓	✓	✓	✗	✗	✓
BARGE	✓	✓	✓	✓	✗	✓	✗	✓	✓	✓	✓
FACILITY; INCLUDING SIZE IN SQ. M											
COVERED STORAGE	500	✗	✗	✗	22,000	✗	✗	✓	✓	✓	✗
WAREHOUSE	On-Demand (500-5,000)	On-Demand (500-5,000)	On-Demand (500-5,000)	✗	Break & Make Bulk 22,000 m²	✗	✓	4,000m²	✓	✓	On request
CFS ON-DOCK	✓	✗	✗	✗	✓	✗	✗	✓	✗	✗	✓
CFS OFF-DOCK	✗	✓	✓	✗	✗	✗	✗	✗	✗	✗	✗
DIGITAL SOLUTIONS	EDI	EDI	EDI	EDI; Customs; VBS; Track&Trace	EDI; Customs; VBS; Track&Trace	EDI; Customs; VBS; Track&Trace	EDI; Customs; VBS; Track&Trace	EDI	EDI	EDI	EDI
OFFERING	Container: handling, depot, repair, reefer repair, storage, DGR storage, reefer storage. Break Bulk: handling, storage.	Container: handling, depot, repair, reefer repair, storage. Break Bulk: handling, storage.	Container: handling, depot, repair, reefer repair, storage. Break Bulk: handling, storage.	Container: handling, repair, depot.	Container: handling, repair, depot, reefer services.	Container: handling, repair, depot.	Container: handling, repair, depot.	Container: depot, handling, repair, reefer. Bulk: handling, storage. Break Bulk: handling, storage.	Bulk: handling, storage, picking.	Bulk: handling, repair, depot, reefer services.	Container: handling, repair, depot, reefer services.
FREIGHT FORWARDING	✓	✓	✓	✗	✗	✗	✗	✗	✗	✗	✓
ON-SITE FREIGHT FORWARDER	✓	✓	✓	✗	✗	✗	✗	✗	✗	✗	✓
LOGISTICS PARK	✗	✗	✗	✗	✗	✗	✗	✗	✓	✗	✓

# OUR WORLD, OUR FUTURE

We believe that working in a sustainable and responsible way is essential to building a strong business for our customers, our people and our society. 'Our World, Our Future' is our global programme to bring sustainability into every aspect of our work.

## OUR APPROACH

To create a better future for everyone, we enable smarter trade by offering increasingly sustainable transport solutions. Through our growing range of flexible European rail and barge connections, the carbon footprints of all parties can be further reduced. Also within these two modalities themselves, we are continuously looking for ways to further boost sustainability, just like the individual inland terminals within our European network do for their operations.

## BUILDING SUSTAINABLE SUPPLY CHAINS

We firmly believe that in Europe there will be a significant push (political demand) and pull (consumer demand) towards more sustainable transport solutions. This will also act as an accelerator for the further development of sustainable technology, for example through electric or hydrogen propulsion of barges and the electrification of rail. By building sustainable supply chains, we support the economies of the future.




To implement our sustainability strategy, we work closely with various leading organizations, partners, institutions and individuals.



WE ARE A RESPONSIBLE BUSINESS





**MORE INFORMATION:**  
[DPWORLDINTERMODAL.EU](http://DPWORLDINTERMODAL.EU) | [CONTACT@DPWORLDINTERMODAL.EU](mailto:CONTACT@DPWORLDINTERMODAL.EU)